

Ceramic Full Trough Infrared Heating Element with type K Thermocouple

Widely used across industrial and engineering applications, including thermoforming, packaging, paint curing, printing, drying, gluing, sterilisation, and roasting. They are also highly effective in infrared outdoor heaters and saunas. Most plastics and many other materials absorb infrared radiation most efficiently in the 2–10 μm wavelength range, making ceramic heaters the preferred choice among radiant emitters.

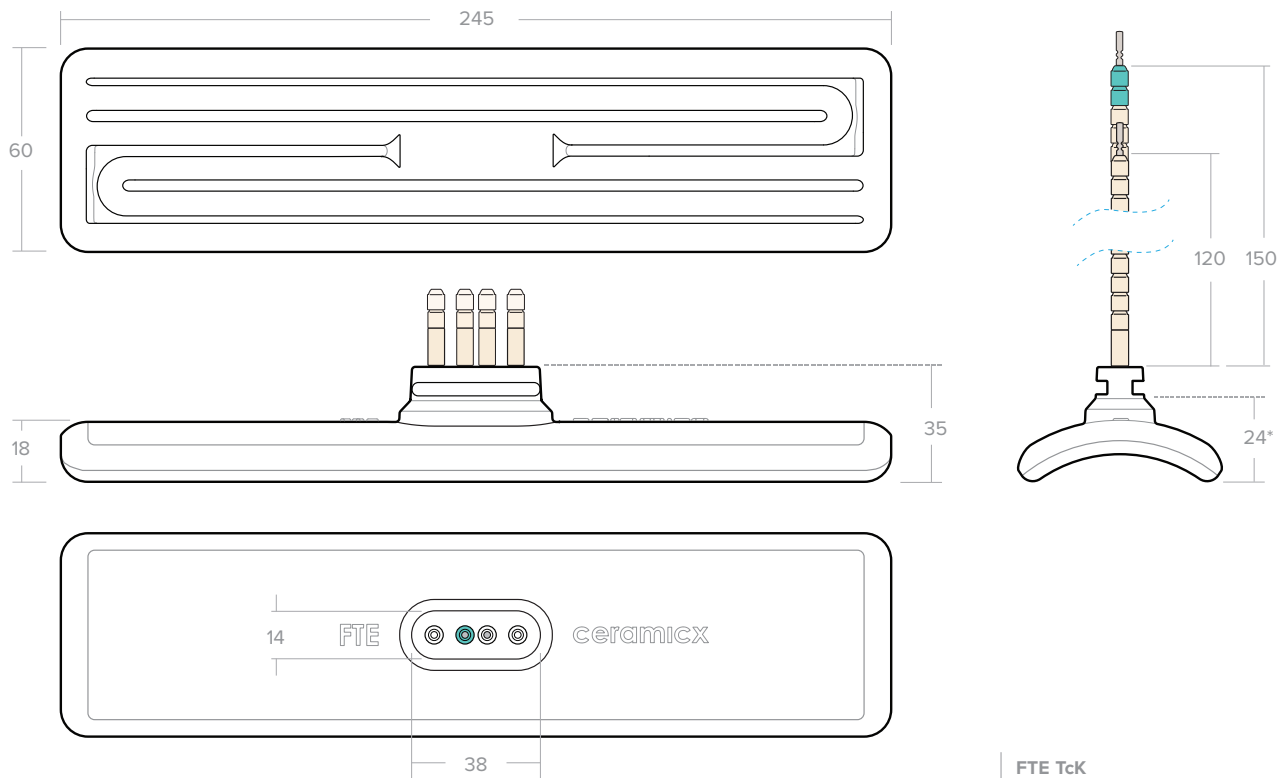
Recommended radiation distance from heater is 100 - 200 mm.

Technical specification

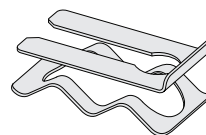
Material	Ceramic body, white glaze, embedded resistance heating coil
Heater Voltage	230 V (<i>standard</i>)
Operating temperature	Max permissible 800°C (1472 °F)
Useful wave-length range	2 - 10 μm (<i>microns</i>) - Long wave
Dimensions	245 x 60 x 35 mm
Average weight	190 g
Electric connection	120 mm ceramic beaded power leads 150 mm ceramic beaded thermocouple leads
Reflector thickness	Recommended thickness 0.75 - 0.9 mm <i>min/max thickness 0.5 - 1.5 mm</i>
Mounting slot size	42 x 15 mm
Element spacing	Minimum spacing between elements 5 mm
Average operating life	Up to 20,000 hrs depending on conditions
Standards	CE, UL
Packaging (<i>L x W x H</i>)	252 x 64 x 64 mm

Standard FTE range

	Mean Surface Temperature °C	Max Power Density kW/m ²
150 W	272	9.2
250 W	351	15.3
400 W	480	24.6
500 W	515	30.7
650 W	596	40.0
750 W	624	46.1
1000 W	726	61.5



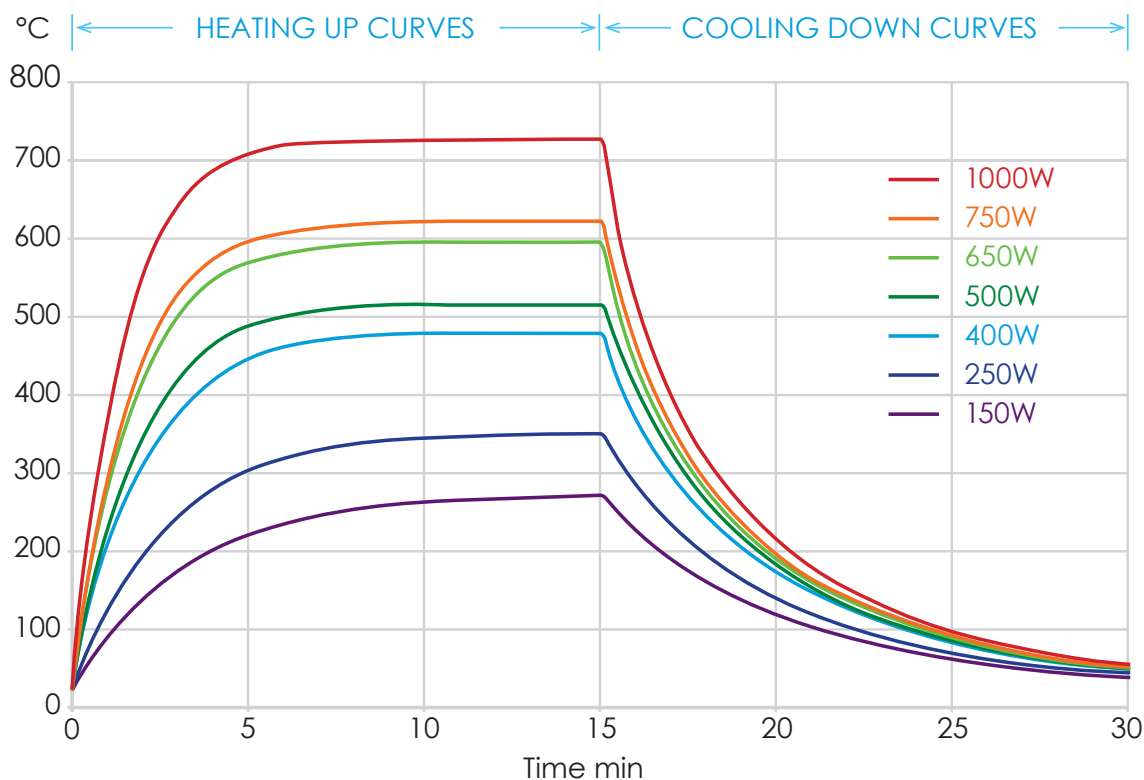
Element supplied with
Wave Spring and Clip



FTE TcK
FULL TROUGH ELEMENT
WITH TYPE K THERMOCOUPLE
Tolerances apply, all dimensions mm.
* Face of reflector - face of element using
0.75 mm reflector, mounting hole size 15 x 42 mm



22W50



FTE TcK Heat up and cool down curves showing average surface temperature measured with a thermal imaging camera set to an emissivity of 0.95 (element mounted in a polished aluminium clad steel reflector)