

HFEH - Half Flat Element Hollow



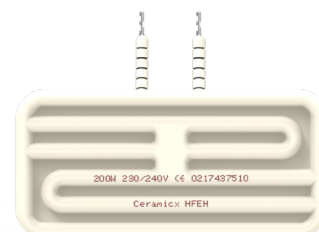
Properties

The standard range of ceramic infrared elements in stock are used in a wide range of industrial and engineering applications such as thermoforming, packaging, paint curing, printing, drying, gluing, sterilisation, roasting etc. They are also very effectively used in infrared outdoor heaters and saunas.

Most plastics and many other materials absorb infrared best in the wavelength range of 2-10 μm , which makes the ceramic heater the most popular radiant emitter on the market.

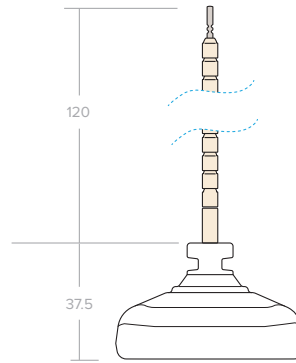
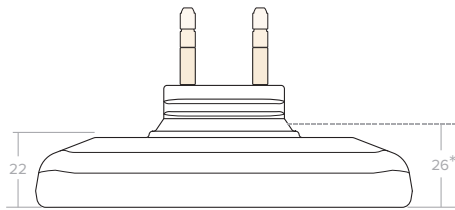
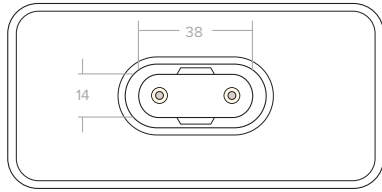
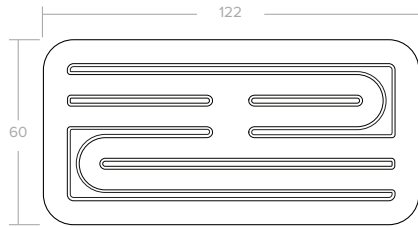
Technical specification

Material	Ceramic solid body in white glaze colour with an embedded resistance heating coil
Heater Voltage	230 V (standard)
Operating Temperature	Max permissible 750°C
Useful wave-length range	2 - 10 μm (microns) long wavelength
Dimensions	122 x 60 x 37.5 mm
Average weight	150 g
Electric connection	120 mm ceramic beaded power leads
Assembly	Recommended radiation distance from heater is 100mm to 200mm. Mounting slot size oval 15x42 mm Steel wave spring and clip set included
Recommended Spacing	5mm minimum spacing between elements
Average operating life	Up to 20 000 hrs depending on conditions
Standards	CE
Packaging w x h x d	126 x 64 x 64 mm



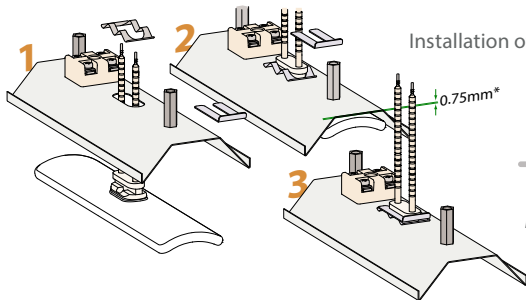
Standard assortment

Model HFEH	Power W	Mean Surface Temperature °C	Max Power Density kW/m ²
HFEH 125	125	390	15
HFEH 300	300	602	36
HFEH 400	400	710	48

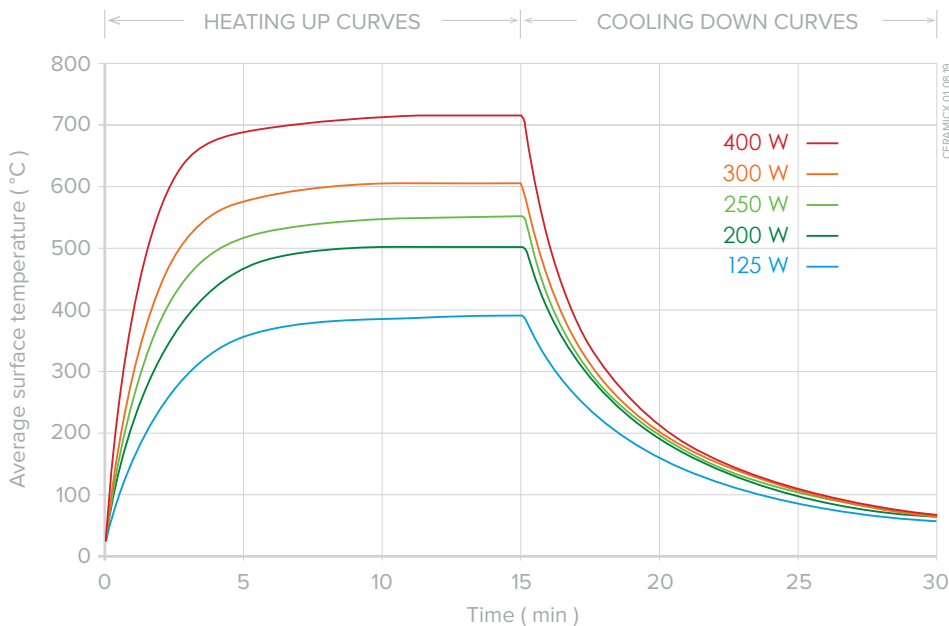


HFEH HALF FLAT ELEMENT HOLLOW
23.0719

Tolerances apply, all dimensions mm.
* Face of reflector - face of element using 0.75mm reflector, mounting slot size 15 x 42 mm.



Recommended Slot hole size 42 x 15 mm
1.6535" x 0.5905"



HFEH Half Flat Element Hollow

Heating up and cooling down curves showing average surface temperature taken with an infrared thermometer set at an emissivity of 0.95 (Element mounted in an aluminised steel reflector RAS)